

Scaled data based on original data using  
LM-79-08 Approved Method: Electrical and Photometric Measurements of Solid-  
State Lighting Products

Test Report Prepared for  
Cooper Lighting Solutions  
(formerly Eaton)

Brand: McGRAW-EDISON

Report Number: P386031

Luminaire Tested: **GWC-SA1C-827-U-T2**

Issue Date: 3/3/2020

**Test Information**

Test Method: LM-79-08  
Report Number: P386031  
TEST IS SCALED FROM IESNA LM-79-08 TEST DATA (G2-1903-205-12)  
Test Lab: INNOVATION CENTER  
Issue Date: 3/3/2020  
Manufacturer: COOPER LIGHTING SOLUTIONS (FORMERLY EATON)  
Product Line: MCGRAW-EDISON  
Catalog Number: GWC-SA1C-827-U-T2  
Description: GALLEON WALL LUMINAIRE  
(1) 80 CRI, 2700K, 1050mA LIGHTSQUARE WITH 16 LEDS AND TYPE II OPTICS  
Light Source: -  
Ballast/Driver: ELECTRONIC DRIVER

**Summary**

Lumens per Lamp: N/A  
Luminaire Lumens: 5449 lumens  
Efficiency: N/A  
Efficacy: 93.9 lumens/watt  
Luminous Opening: Rectangular (W 0.5' x L: 0.5' x H: 0')  
IES Classification: Type III - Medium  
BUG Rating: B1 - U0 - G2

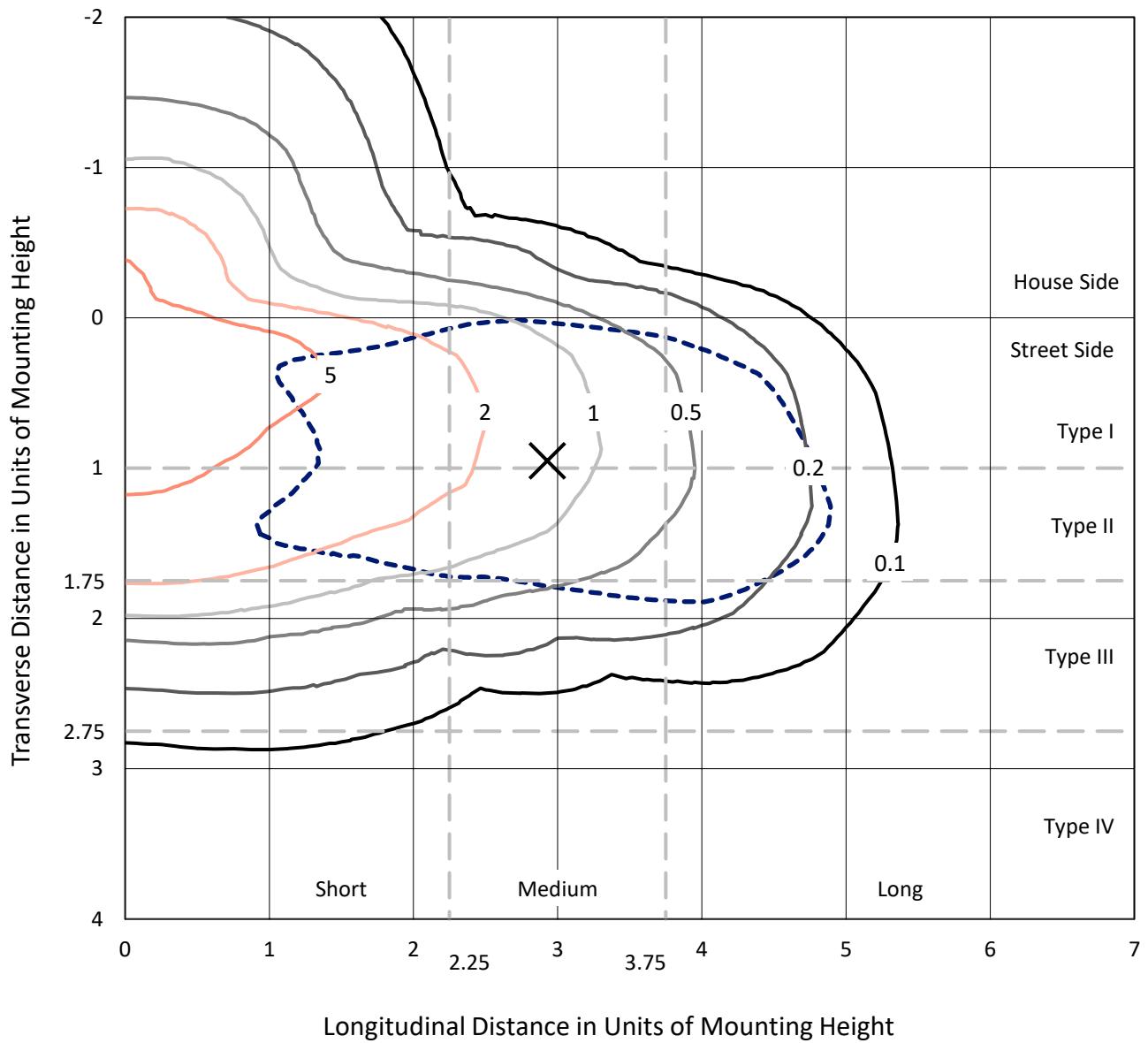
Input Watts (W): 58  
Input Voltage (V): NR  
Input Current (Ain): NR  
Voltage Rise (V): NR  
Power Factor: NR  
Total Harmonic Distortion (THDi): NR  
Frequency (hertz): 60  
Stabilization Time: NR  
Operation Time: NR  
Ambient Temperature (°C): NR  
Test Distance: 24 FT



REPORT NUMBER: P386031  
 CATALOG NUMBER: GWC-SA1C-827-U-T2

### Iso-Footcandle Lines of Horizontal Illumination

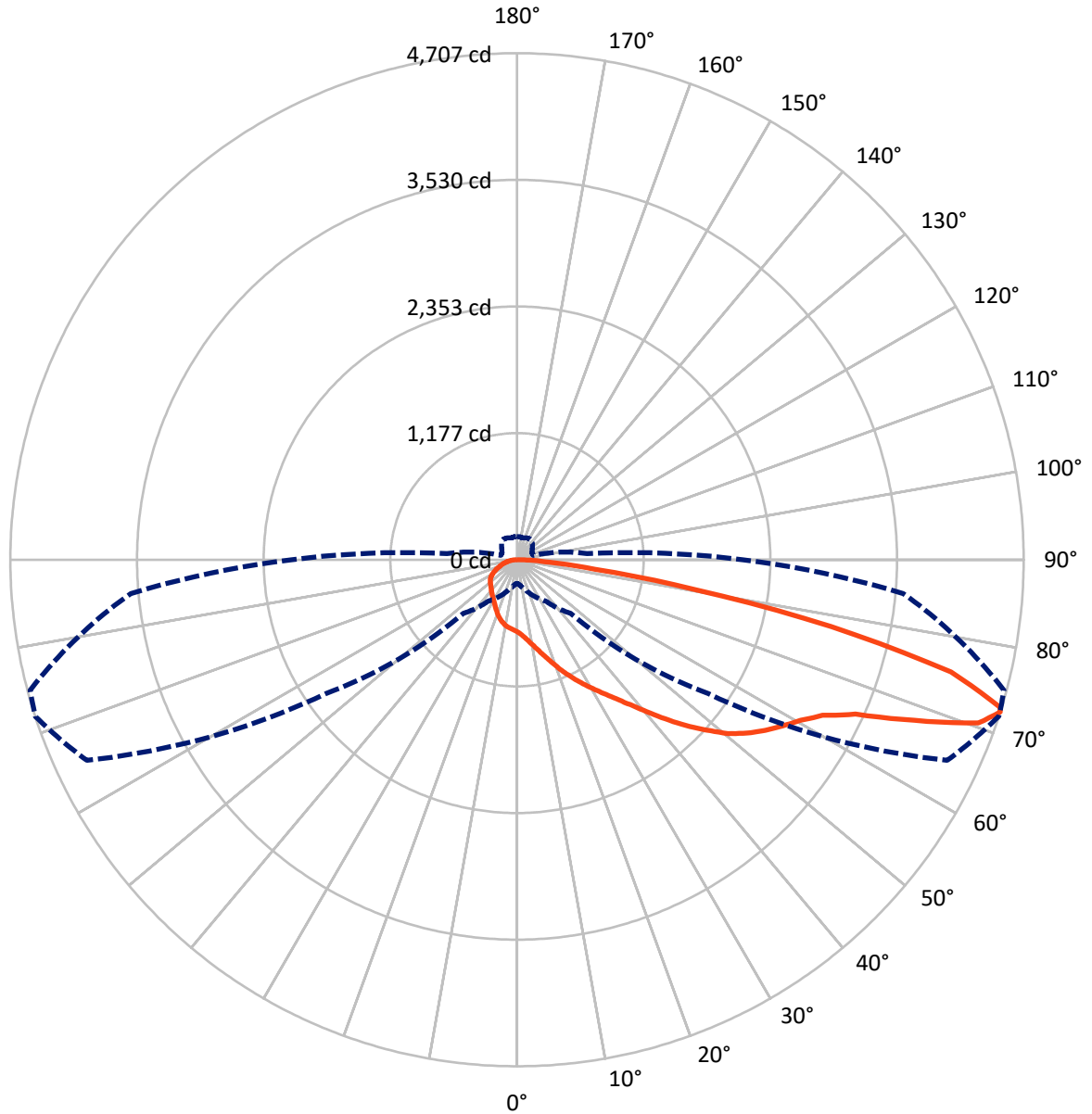
✕ Max cd  
 - - - 1/2 Max cd



Based on 10 foot mounting height. Maximum calculated value = 9.3 fc  
 Type III - Medium - N/A

REPORT NUMBER: P386031  
CATALOG NUMBER: GWC-SA1C-827-U-T2

### Luminous Intensity Polar Plot



— Vertical Plane Through 72-Deg Lateral    - - - Horizontal Cone Through 72-Deg Vertical



REPORT NUMBER: P386031

CATALOG NUMBER: GWC-SA1C-827-U-T2

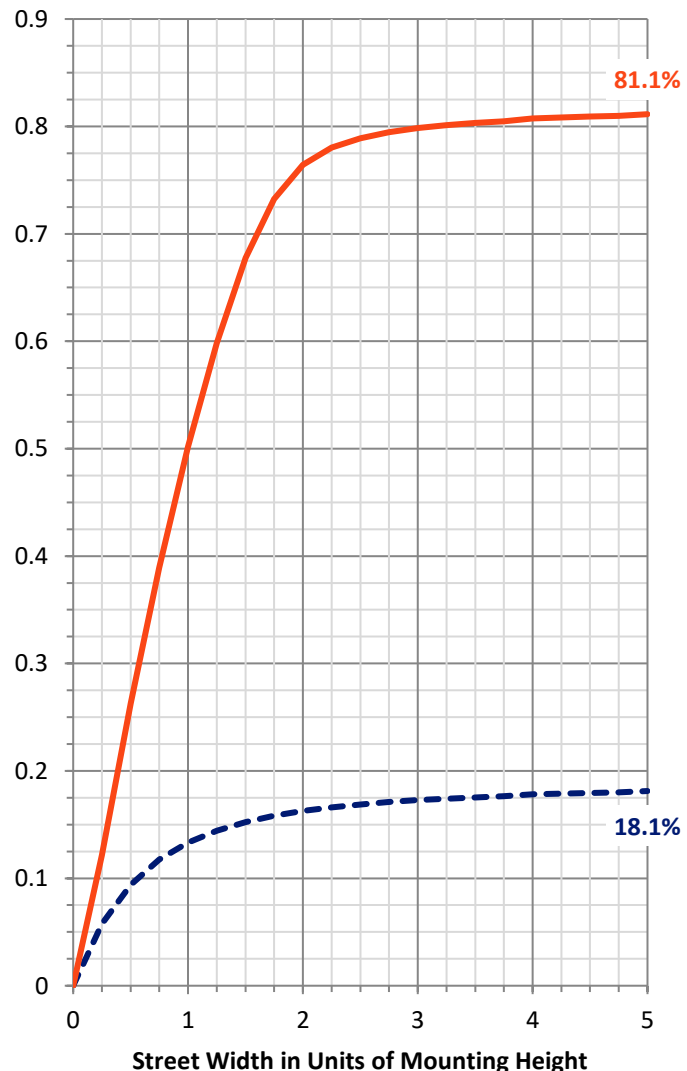
**FLUX DISTRIBUTION:**

		Downward	Upward	Total
<b>House Side</b>	Lumens	1010.8	0.0	1010.8
	% Fixture	18.6	0.0	18.6
<b>Street Side</b>	Lumens	4438.2	0.0	4438.2
	% Fixture	81.4	0.0	81.4
<b>Total</b>	Lumens	5449.0	0.0	5449.0
	% Fixture	100.0	0.0	100.0

**Coefficient of Utilization**

**ZONAL LUMENS:**

Zone	Lumens	% Fixture
0°-10°	67.2	1.2
10°-20°	217.1	4.0
20°-30°	380.4	7.0
30°-40°	564.0	10.4
40°-50°	824.9	15.1
50°-60°	1135.0	20.8
60°-70°	1263.6	23.2
70°-80°	856.2	15.7
80°-90°	140.7	2.6
90°-100°	0.0	0.0
100°-110°	0.0	0.0
110°-120°	0.0	0.0
120°-130°	0.0	0.0
130°-140°	0.0	0.0
140°-150°	0.0	0.0
150°-160°	0.0	0.0
160°-170°	0.0	0.0
170°-180°	0.0	0.0
0°-90°	5449.0	100.0
0°-180°	5449.0	100.0



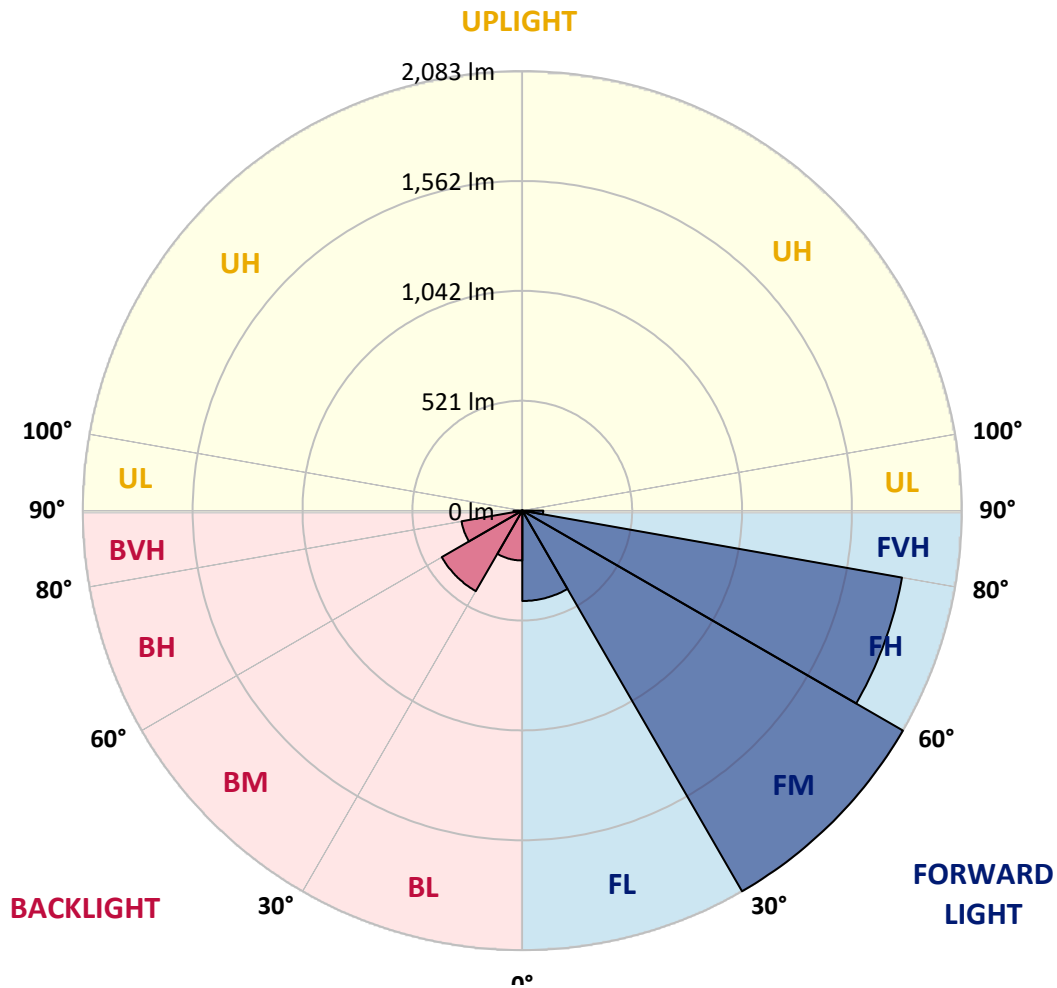
REPORT NUMBER: P386031

CATALOG NUMBER: GWC-SA1C-827-U-T2

**LUMINAIRE CLASSIFICATION SYSTEM LUMEN TABLE AND BUG RATING:**

Zone	Lumens	% Fixture	Zone Rating/Lumen Limit		
			B	U	G
FL (0°-30°)	428.3	7.9			
FM (30°-60°)	2083.2	38.2			
FH (60°-80°)	1827.4	33.5			G2/5000
FVH (80°-90°)	99.3	1.8			G1/100
BL (0°-30°)	236.3	4.3	B1/500		
BM (30°-60°)	440.6	8.1	B1/1000		
BH (60°-80°)	292.4	5.4	B1/500		G1/500
BVH (80°-90°)	41.5	0.8			G1/100
UL (90°-100°)	0.0	0.0		U0/0	
UH (100°-180°)	0.0	0.0		U0/0	

**BUG Rating: B1-U0-G2**  
 Type III Medium





REPORT NUMBER: P386031  
 CATALOG NUMBER: GWC-SA1C-827-U-T2

**CANDELA DISTRIBUTION (FULL):**

	0°	5°	15°	25°	35°	45°	55°	65°	72°	75°	85°
0°	670.4	670.4	670.4	670.4	670.4	670.4	670.4	670.4	670.4	670.4	670.4
2.5°	740.5	739.4	735.5	735.5	728.0	721.6	709.6	701.5	691.9	688.6	677.3
5°	812.2	812.6	807.7	804.3	793.3	779.8	759.3	740.7	722.2	714.6	691.6
7.5°	872.4	871.7	870.4	867.6	857.2	843.4	815.8	788.2	760.8	749.5	709.8
10°	911.1	912.8	913.9	915.2	910.9	901.0	874.9	841.3	805.5	790.1	731.5
12.5°	930.6	933.6	938.9	947.9	955.0	953.9	934.9	899.3	856.7	837.4	758.7
15°	942.0	946.0	954.2	970.4	990.5	1001.9	996.8	964.6	917.1	893.3	791.9
17.5°	949.2	952.4	965.1	986.7	1016.5	1046.9	1060.2	1033.2	985.4	958.2	830.0
20°	954.1	956.5	972.4	997.8	1036.4	1084.8	1122.0	1115.2	1060.6	1025.3	869.8
22.5°	964.9	967.0	982.2	1007.7	1050.5	1113.0	1181.4	1191.6	1140.0	1100.0	912.4
25°	995.3	995.3	1008.1	1025.9	1066.1	1137.4	1231.7	1276.6	1221.0	1174.5	951.8
27.5°	1053.3	1052.7	1057.4	1063.6	1094.0	1162.1	1276.6	1351.6	1305.1	1254.2	990.1
30°	1122.0	1125.7	1126.3	1123.3	1137.5	1193.1	1318.0	1430.8	1389.7	1334.9	1029.3
32.5°	1210.3	1212.8	1210.0	1200.0	1198.0	1237.0	1358.7	1513.7	1481.3	1419.2	1065.1
35°	1322.5	1317.8	1309.0	1288.8	1269.4	1295.7	1405.3	1596.7	1584.1	1521.0	1114.5
37.5°	1442.8	1443.0	1432.1	1386.1	1359.5	1370.8	1469.4	1690.7	1708.5	1642.2	1177.7
40°	1539.2	1544.3	1551.1	1490.6	1456.1	1471.7	1551.1	1799.7	1855.6	1786.0	1260.1
42.5°	1606.6	1612.4	1631.6	1593.7	1557.8	1586.7	1647.1	1916.0	2020.7	1951.8	1356.5
45°	1677.9	1681.1	1694.6	1678.3	1655.4	1720.5	1755.4	2036.4	2195.4	2128.6	1464.4
47.5°	1752.9	1756.3	1770.2	1759.3	1747.3	1845.4	1868.3	2149.9	2362.7	2322.7	1579.6
50°	1845.6	1847.9	1861.0	1841.3	1845.1	1939.6	1969.3	2254.1	2538.1	2497.2	1695.2
52.5°	1972.1	1972.6	1990.8	1973.0	1955.4	2008.7	2056.1	2352.2	2675.7	2656.3	1810.7
55°	2071.1	2077.1	2136.8	2133.1	2122.9	2071.3	2128.7	2445.6	2798.4	2807.6	1933.4
57.5°	2007.9	2031.4	2152.2	2237.4	2320.3	2227.2	2226.9	2550.9	2912.4	2956.0	2068.3
60°	1758.6	1790.5	1968.5	2157.5	2416.9	2498.5	2430.6	2679.4	3027.6	3103.1	2237.4
62.5°	1255.9	1308.5	1549.7	1851.4	2284.5	2678.3	2845.3	2883.4	3184.3	3273.4	2457.1
65°	634.9	674.7	876.9	1240.4	1825.2	2560.8	3295.9	3329.9	3456.5	3535.7	2795.4
67.5°	385.7	400.8	499.4	689.9	1119.0	1994.8	3443.0	4074.2	3983.4	4025.4	3277.7
70°	284.2	295.3	356.9	458.2	643.5	1170.6	2991.6	4605.3	4545.7	4541.0	3634.2
72°	221.4	229.5	283.9	370.2	470.6	702.3	2168.3	4409.3	4706.7	4683.0	3601.6
72.5°	209.9	217.1	266.6	348.4	444.7	636.6	1949.6	4277.0	4695.0	4684.3	3559.4
75°	165.3	170.4	197.4	269.4	348.0	361.2	1068.3	3314.5	4165.0	4338.2	3201.4
77.5°	136.8	137.5	151.8	196.1	271.3	255.4	524.8	2299.7	2982.4	3172.9	2267.8
80°	111.4	112.4	119.1	137.5	205.3	188.9	249.2	1322.4	1669.8	1671.9	1078.4
82.5°	88.7	88.9	96.4	100.6	147.5	135.1	142.8	620.8	729.7	701.9	387.6
85°	62.5	61.2	94.2	82.6	96.4	86.7	78.8	245.8	301.7	288.6	121.4
87.5°	20.8	21.6	41.8	53.5	56.3	49.2	35.1	94.2	113.9	112.9	38.5
90°	0.0	0.0	0.0	0.0	0.0	0.0	0.0	0.0	0.0	0.0	0.0



REPORT NUMBER: P386031  
 CATALOG NUMBER: GWC-SA1C-827-U-T2

**CANDELA DISTRIBUTION (continued):**

	90°	95°	105°	115°	125°	135°	145°	155°	165°	175°	180°
0°	670.4	670.4	670.4	670.4	670.4	670.4	670.4	670.4	670.4	670.4	670.4
2.5°	673.7	667.7	658.9	649.2	641.5	633.6	627.8	624.8	621.4	618.6	622.0
5°	680.9	669.6	650.9	632.5	619.0	607.0	598.3	593.8	589.7	586.9	587.3
7.5°	692.5	674.3	642.8	616.0	597.2	584.3	575.4	572.4	569.8	569.1	570.0
10°	704.9	678.1	632.1	596.4	575.1	564.4	560.4	562.5	564.4	566.1	567.9
12.5°	719.0	681.4	616.5	573.6	555.4	551.2	555.2	564.2	570.7	574.7	577.1
15°	737.3	684.4	598.5	550.7	538.5	543.2	556.5	572.1	583.5	590.8	591.9
17.5°	754.2	684.3	575.4	527.6	524.8	538.5	558.5	580.5	595.9	606.2	608.3
20°	771.7	679.2	548.6	505.1	510.9	533.4	559.5	585.9	604.5	616.5	619.3
22.5°	788.0	670.4	519.1	484.6	499.3	526.7	555.9	582.8	601.3	611.1	614.1
25°	799.1	655.0	489.3	467.4	488.9	518.4	544.3	565.9	579.7	584.6	585.4
27.5°	804.7	634.9	461.2	452.4	478.2	504.9	522.7	533.4	537.3	537.0	536.2
30°	805.5	608.5	437.0	440.2	465.9	485.0	493.4	491.4	486.3	477.7	478.4
32.5°	803.0	578.6	416.7	428.5	450.1	460.8	461.2	451.2	437.7	424.0	420.3
35°	803.8	549.4	398.9	415.4	431.0	435.7	431.3	416.7	398.3	380.7	376.9
37.5°	812.0	523.8	383.5	400.2	409.8	410.9	404.7	389.3	375.8	358.5	357.0
40°	831.7	505.6	368.9	383.1	388.6	389.1	380.3	369.4	370.6	361.4	361.2
42.5°	867.2	497.8	355.9	365.3	368.7	369.8	363.0	356.1	365.9	359.9	357.8
45°	913.0	499.6	345.0	347.8	354.0	359.3	355.2	346.7	350.5	324.4	315.8
47.5°	965.9	511.6	336.4	332.8	343.5	353.5	347.1	334.3	321.0	295.1	290.2
50°	1027.8	530.2	328.5	318.0	332.1	345.6	339.2	321.0	300.9	288.4	286.7
52.5°	1092.3	552.9	320.6	301.7	317.6	339.6	336.4	318.0	293.3	280.9	278.6
55°	1165.5	575.8	310.7	282.7	302.1	336.8	335.1	307.1	287.4	280.5	278.8
57.5°	1256.5	601.9	297.6	263.0	287.4	326.6	321.4	300.6	281.4	276.2	275.6
60°	1375.1	640.3	278.6	242.0	269.6	311.1	309.9	291.0	271.9	268.1	267.4
62.5°	1552.9	704.0	252.5	221.0	249.7	284.6	294.9	278.1	261.7	261.5	261.9
65°	1828.7	799.6	224.2	202.6	229.6	262.3	277.5	264.7	251.4	255.2	255.7
67.5°	2148.4	879.0	196.4	184.6	209.2	241.1	261.7	251.4	237.7	247.5	247.7
70°	2254.8	808.1	172.0	166.8	188.0	220.6	244.7	236.8	222.9	232.6	231.7
72°	2098.4	652.4	156.3	153.3	172.0	203.8	229.5	223.1	209.4	216.0	213.5
72.5°	2049.0	622.0	152.3	149.9	167.7	199.4	225.5	219.7	206.0	211.6	209.4
75°	1827.8	540.2	131.0	131.5	146.3	178.4	203.4	201.5	187.4	188.0	187.2
77.5°	1325.7	396.1	110.3	114.1	124.6	156.9	181.1	179.9	164.5	161.7	161.2
80°	615.2	202.1	89.9	91.6	102.4	131.1	154.4	152.9	140.5	137.0	134.9
82.5°	210.7	96.1	67.5	68.7	79.4	105.6	134.0	133.0	122.7	115.8	111.4
85°	75.2	47.8	47.3	46.2	56.7	83.1	116.7	111.6	96.4	82.2	81.8
87.5°	24.4	20.5	24.4	24.2	33.0	56.3	84.8	72.2	70.0	58.2	57.0
90°	0.0	0.0	0.0	0.0	0.0	0.0	0.0	0.0	0.0	0.0	0.0



Signify Classified - Internal  
Cooper Lighting Solutions Photometric Lab  
1121 Highway 74 South  
Peachtree City, GA 30269

Scaled Data Report



Report Generated By 670245982

Signify Classified - Internal  
Cooper Lighting Solutions Photometric Lab  
1121 Highway 74 South  
Peachtree City, GA 30269

Scaled Data Report



Signify Classified - Internal  
Cooper Lighting Solutions Photometric Lab  
1121 Highway 74 South  
Peachtree City, GA 30269

Scaled Data Report



Signify Classified - Internal  
Cooper Lighting Solutions Photometric Lab  
1121 Highway 74 South  
Peachtree City, GA 30269

Scaled Data Report



Signify Classified - Internal  
Cooper Lighting Solutions Photometric Lab  
1121 Highway 74 South  
Peachtree City, GA 30269

Scaled Data Report



--- HS — SS

Signify Classified - Internal  
Cooper Lighting Solutions Photometric Lab  
1121 Highway 74 South  
Peachtree City, GA 30269

Scaled Data Report



u

Signify Classified - Internal  
Cooper Lighting Solutions Photometric Lab  
1121 Highway 74 South  
Peachtree City, GA 30269

Scaled Data Report



Signify Classified - Internal  
Cooper Lighting Solutions Photometric Lab  
1121 Highway 74 South  
Peachtree City, GA 30269

Scaled Data Report



(END OF REPORT)